

Periodic disclosure for the financial products referred to in Article 8, paragraphs 1, 2 and 2a of Regulation (EU) 2019/2088 and Article 6, first paragraph, of Regulation (EU) 2020/852

Product name: Danske Invest PCC Limited Danske Invest Hedge Fixed Income Strategies Fund
Legal entity identifier: 5493000871WRFNK00778

Environmental and/or social characteristics

Sustainable investment means an investment in an economic activity that contributes to an environmental or social objective, provided that the investment does not significantly harm any environmental or social objective and that the investee companies follow good governance practices.

The EU Taxonomy is a classification system laid down in Regulation (EU) 2020/852, establishing a list of environmentally sustainable economic activities. That Regulation does not lay down a list of socially sustainable economic activities. Sustainable investments with an environmental objective might be aligned with the Taxonomy or not.

Did this financial product have a sustainable investment objective?

Yes

No

- | | |
|------------------------------------------------------------------------------------------------------------------------------------------------------------------------------------------------------------------------------------------------------------------------------------------------------------------------------------------------------------------------------------------------|--------------------------------------------------------------------------------------------------------------------------------------------------------------------------------------------------------------------------------------------------------------------------------------------------------------------------------------------------------------------------------------------------------------------------------------------------------------------------------------------------------------------------------------------------------------------------------------------------------------------------------------|
| <input type="checkbox"/> It made sustainable investments with an environmental objective: % <ul style="list-style-type: none"><input type="checkbox"/> in economic activities that qualify as environmentally sustainable under the EU Taxonomy<input type="checkbox"/> in economic activities that do not qualify as environmentally sustainable under the EU Taxonomy | <input type="checkbox"/> It promoted Environmental/Social (E/S) characteristics and while it did not have as its objective a sustainable investment, it had a proportion of % of sustainable investments <ul style="list-style-type: none"><input type="checkbox"/> with an environmental objective in economic activities that qualify as environmentally sustainable under the EU Taxonomy<input type="checkbox"/> with an environmental objective in economic activities that do not qualify as environmentally sustainable under the EU Taxonomy<input type="checkbox"/> with a social objective |
| <input type="checkbox"/> It made sustainable investments with a social objective: % | <input checked="" type="checkbox"/> It promoted E/S characteristics, but did not make any sustainable investments |



To what extent were the environmental and/or social characteristics promoted by this financial product met?

Exclusions on Fossil Fuel Transition Laggards were added in July 2025
Exclusions on Sustainability Risk were added in July 2025

The fund promoted:

1. The fund invested in sustainability-labelled bonds.
2. Adherence to the OECD Guidelines for Multinational Enterprises, the UN Guiding Principles on Business and Human Rights, conventions adopted by the International Labour Organization (ILO) and other international minimum safeguards as well as good governance principles through an enhanced sustainability standards screening.
3. Certain minimum environmental safeguards through exclusions.
4. Certain minimum ethical and social safeguards through exclusions.

There was a commitment to conduct active ownership if prompted through relevant processes and policies.

The fund did not apply a reference benchmark for the attainment of its environmental and/or social characteristics.

How did the sustainability indicators perform?

The graphs and tables below demonstrate the performance of the sustainability indicators measured in relation to the environmental and/or social characteristics of the fund.

The sustainability indicators are not subject to an assurance provided by an auditor or other review by a third party.

For additional information, please refer to the "SFDR Reading Guide" in this report and the document "Sustainability-related disclosure", which is available under the heading "Sustainability-related disclosures for our funds" at:

https://www.danskeinvest.lu/page/responsible_investments_insight

Sustainability-labelled bonds

Indicator: Number of investments into sustainability-labelled bonds as measured by end-of-year. Labelled bonds are in this respect bonds with proceeds earmarked for environmental and/or social purposes based on the framework defined by the International Capital Markets Association (ICMA).

Binding element: The fund invests partially in sustainability labelled bonds.

2025: By end-of-year the fund was invested into 16 labelled bond issuances of value (EUR): 1,673,023,062.

2024: By end-of-year the fund was invested into 13 labelled bond issuances of value (EUR): 1,128,293,299.

2023: By end-of-year the fund was invested into 13 labelled bond issuances of value (EUR): 581,823,678.

2022: By end-of-year the fund was invested into 8 labelled bond issuances of value (EUR): 252,866,837.

Exclusions

Indicator: The number of excluded investments in the fund's portfolio and the number of issuers on the exclusion list as a result of the exclusion criteria.

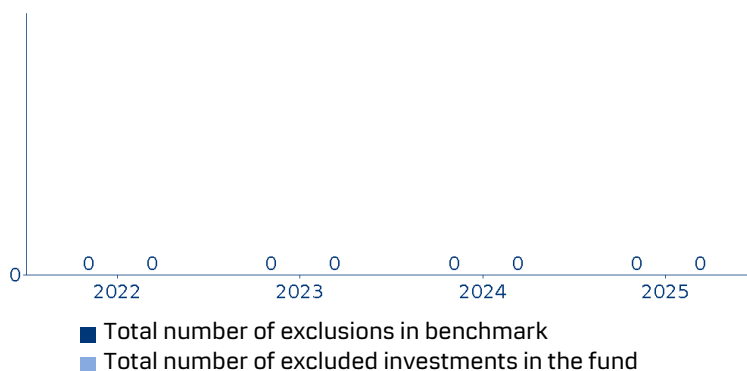
Exclusions are attained through the indicators, thresholds and definitions set out in the Exclusion Instruction of Danske Invest Management A/S. The table below demonstrates the total number of excluded investments in each exclusion category applied by the fund, see "Total number of exclusions". The number of excluded investments does not reflect the actual reduction of the fund's investment universe. This is because not all excluded investments are covered by the fund's reference benchmark and/or the fund's investment strategy. To the extent a reference benchmark exists, the number of excluded investments in the benchmark is shown see "Excluded issuers in benchmark (%)" and "Excluded issuers in benchmark (number)". The benchmark is considered to be representative of the fund's investment universe in this respect. An investment reported through these numbers can be excluded in more than one category.

Binding element: The fund excludes investments that are captured by its exclusion criteria.

Sustainability indicators measure how the environmental or social characteristics promoted by the financial product are attained.

Exclusion	Issuers on Danske Bank's exclusion list	Excluded issuers in BM (number)	Weight of BM excluded	Total number of excluded companies in portfolio
Thermal coal	368	0	0.0%	0
Controversial weapons	45	0	0.0%	0
Good governance*	25	0	0.0%	0
Norms*	425	0	0.0%	0
Peat-fired power generation	1	0	0.0%	0
Pornography	11	0	0.0%	0
Excluded countries*	25	0	0.0%	0
Statens pensjonsfond utland	180	0	0.0%	0
Tar sands	53	0	0.0%	0
Tobacco	120	0	0.0%	0
Fossil fuel transition laggards	1916	0	0.0%	0
Sustainability risk	24	0	0.0%	0

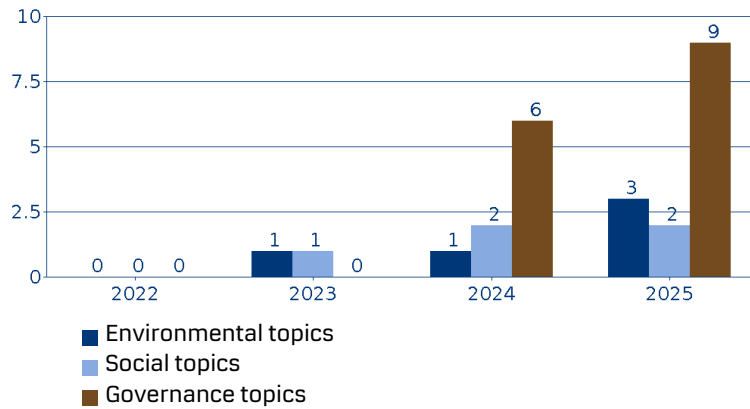
*A part of Enhanced Sustainability Standards



Active ownership

Indicator: Number of engagement activities applied to issuers in the fund's portfolio. The graph below demonstrates engagement activities registered by Danske Bank or delegated managers for issuers in the fund's portfolio. Engagements registered did not necessarily take place as part of the direct management of the fund.

Binding element: The fund is committed to ensure engagement with issuers in the fund's portfolio in accordance with the Active Ownership Policy of Danske Invest Management A/S.



...and compared to previous periods?

The charts above provide as relevant historical comparisons against previous reporting periods.

What were the objectives of the sustainable investments that the financial product partially made and how did the sustainable investment contribute to such objectives?

Not relevant.

How did the sustainable investments that the financial product partially made not cause significant harm to any environmental or social sustainable investment objective?

Not relevant.

How were the indicators for adverse impacts on sustainability factors taken into account?

Not relevant.

Were sustainable investments aligned with the OECD Guidelines for Multinational Enterprises and the UN Guiding Principles on Business and Human Rights?

Not relevant.

Principal adverse impacts are the most significant negative impacts of investment decisions on sustainability factors relating to environmental, social and employee matters, respect for human rights, anti-corruption and anti-bribery matters.

The EU Taxonomy sets out a 'do no significant harm' principle by which Taxonomy-aligned investments should not significantly harm EU Taxonomy objectives and is accompanied by specific Union criteria.

The 'do no significant harm' principle applies only to those investments underlying the financial product that take into account the Union criteria for environmentally sustainable economic activities. The investments underlying the remaining portion of this financial product do not take into account the Union criteria for environmentally sustainable economic activities.

Any other sustainable investments must also not significantly harm any environmental or social objectives.



How did this financial product consider principal adverse impacts on sustainability factors?

The fund did not take into account principal adverse impacts on sustainability factors. Due to the investment strategy of the fund and limited data availability, the fund is not able to monitor, prioritise or report on principal adverse impacts.



What were the top investments of this financial product?

Largest investments	ISIN	Sector	% of the assets	Country
France (Govt Of) 2.75% 25.02.2029	FR001400HI98	Government bonds	3.5%	FR
Nykredit Realkredit Frn (H) (Sdo) 01.10.2027	DK0009547721		3.4%	DK
Nykredit Realkredit 1% (H) (Sdo) 01.07.2027	DK0009534315	Financials	3.2%	DK
Stadshypotek Ab 4% 02.05.2029	SE0013884350	Financials	2.9%	SE
Skandinaviska Enskilda 3% 06.12.2027	SE0017780182	Financials	2.7%	SE
Nykredit Realkredit 1% (H) (Sdo) 01.01.2027	DK0009511297	Financials	2.5%	DK
Danske Hypotek Ab 3.5% 20.12.2028	SE0020053767	Financials	2.4%	SE
Nordea Hypotek Ab 3.5% 20.09.2028	SE0013360864	Financials	2.0%	SE
Den Norske Stat 3.00% 15.08.2033	N00012837642	Government bonds	2.0%	NO
Danish Government 2.25% 15.11.2033	DK0009924532	Government bonds	2.0%	DK
Nykredit Realkredit Frn (H) (Sdo) 01.01.2026	DK0009538142	Financials	2.0%	DK
Nykredit Realkredit Frn (H) (Sdo) 01.04.2026	DK0009539892	Financials	1.9%	DK
Nykredit Realkredit Frn (H) (Sdo) 01.07.2028	DK0009551327		1.7%	DK
Swedbank Hypotek Ab 3% 28.03.2029	SE0020679074	Financials	1.6%	SE
Sparebank 1 Boligkreditt Frn 19.09.2029	N00013383976		1.5%	NO

Top investments are calculated based on the largest monthly investments observed over a year. Out of the monthly observations, the single largest investment is identified and reported. Where possible, the top 15 investments throughout the year are reported.

The list includes the investments constituting the greatest proportion of investments of the financial product during the reference period which is 1 January 2025 - 31 December 2025.



What was the proportion of sustainability-related investments

The fund is not reporting a proportion of sustainable investments.

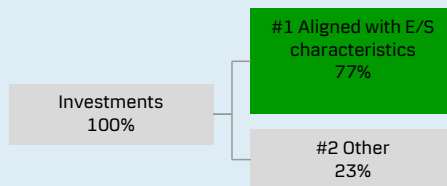
What was the asset allocation?

The fund promoted environmental and/or social characteristics through screening, which provided the foundation for its exclusions and active ownership activities.

The fund also made 'Other investments' that were not screened according to the processes used to attain environmental and social characteristics (see 'Which investments were included under "Other", what was their purpose, and were there any environmental or social minimum safeguards').

As a hedge fund, the fund applies leverage, which means exposures can exceed 100%. The fund's gross exposure is significantly maximized compared to the assets' value, and the fund has negative positions that cannot be netted out for the purpose of the overview. For that reason, the asset allocation chart (with the sector chart below) treats the fund as a 'long-only' fund with negative positions set to zero.

Asset allocation reflects average values for the year.



#1 Aligned with E/S characteristics includes the investments of the financial product used to attain the environmental or social characteristics promoted by the financial product.

#2 Other includes the remaining investments of the financial product which are neither aligned with the environmental or social characteristics, nor are qualified as sustainable investments.

Asset allocation describes the share of investments in specific assets.

Asset allocation of the fund compared to previous reference periods	2022 (%)	2023 (%)	2024 (%)	2025 (%)
#1 Aligned with E/S Characteristics	61	69	78	77
#2 Other	39	31	22	23
#1A Sustainable	N/A	N/A	N/A	N/A
#1B Other E/S Characteristics	N/A	N/A	N/A	N/A
Taxonomy-aligned	0	0	0	0
Other environmental	N/A	N/A	N/A	N/A
Social	N/A	N/A	N/A	N/A

In which economic sectors were the investments made?

The table is based on holdings with data coverage in respect to sector allocation. The share of investments for which such data does not exist is marked "No sector data". Weights for cash and derivatives are not reported meaning that the exposure weights do not necessarily add up to 100%.

The table reports separately on the fund's exposures to issuers in sub-sectors that derive revenues from exploration, mining, extraction, production, processing, storage, refining or distribution, including transportation, storage and trade, of fossil fuels. These sub-sectors are reported through the sub-sector classifications of: Oil & Gas Drilling, Oil & Gas Equipment & Services, Integrated Oil & Gas, Oil & Gas Exploration & Production, Oil & Gas Refining & Marketing, Oil & Gas Storage & Transportation, and Coal & Consumable Fuels.

Sector	Sub-sector	Pct.
Financials	Diversified Banks	42.56%
Financials	Thriffs & Mortgage Finance	18.35%
Financials	Regional Banks	2.40%
Financials	Life & Health Insurance	1.35%
Financials	Commercial & Residential Mortgage Finance	0.41%
Industrials	Highways & Railtracks	0.31%
Industrials	Rail Transportation	0.15%
Industrials	Research & Consulting Services	0.06%
Government bonds		11.73%
Energy	Oil & Gas Drilling	No investments
Energy	Oil & Gas Equipment & Services	No investments
Energy	Integrated Oil & Gas	No investments
Energy	Oil & Gas Exploration & Production	No investments
Energy	Oil & Gas Refining & Marketing	No investments
Energy	Oil & Gas Storage & Transportation	No investments
Energy	Coal & Consumable Fuels	No investments
No sector data		22.68%



To what extent were the sustainable investments with an environmental objective aligned with the EU Taxonomy?

The fund did not commit to invest in accordance with the EU Taxonomy.

Did the financial product invest in fossil gas and/or nuclear energy related activities complying with the EU Taxonomy*?

- Yes
 - In fossil gas
 - In nuclear energy
- No

*Fossil gas and/or nuclear related activities will only comply with the EU Taxonomy where they contribute to limiting climate change ("climate change mitigation") and do not significantly harm any EU Taxonomy objective - see explanatory note in the left hand margin. The full criteria for fossil gas and nuclear energy economic activities that comply with the EU Taxonomy are laid down in Commission Delegated Regulation (EU) 2022/1214.

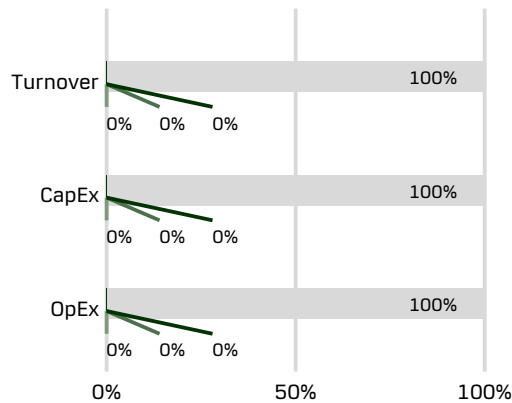
To comply with the EU Taxonomy, the criteria for fossil gas include limitations on emissions and switching to renewable power or low-carbon fuels by the end of 2035. For nuclear energy, the criteria include comprehensive safety and waste management rules.

Enabling activities directly enable other activities to make a substantial contribution to an environmental objective.

Transitional activities are activities for which low-carbon alternatives are not yet available and among others have greenhouse gas emissions corresponding to the best performance.

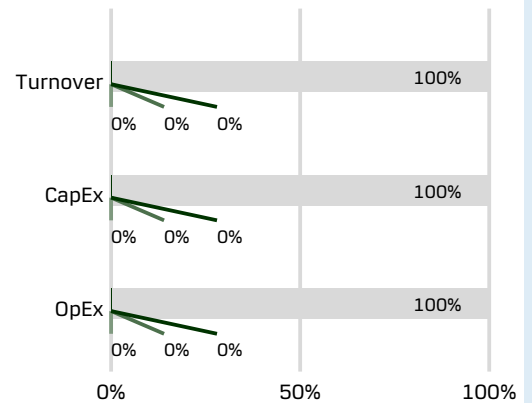
The graph below show in green the percentage of investments that were aligned with the EU Taxonomy. As there is no appropriate methodology to determine the taxonomy-alignment of sovereign bonds*, the first graph shows the Taxonomy alignment in relation to all the investments of the financial product including sovereign bonds, while the second graph shows the Taxonomy alignment only in relation to the investment of the financial product other than sovereign bonds.

1. Taxonomy-alignment of investments including sovereign bonds*



- Taxonomy aligned: Fossil gas
- Taxonomy aligned: Nuclear
- Taxonomy aligned (no gas and nuclear)
- Non Taxonomy-aligned

2. Taxonomy-alignment of investments excluding sovereign bonds*



- Taxonomy aligned: Fossil gas
- Taxonomy aligned: Nuclear
- Taxonomy aligned (no gas and nuclear)
- Non Taxonomy-aligned

This graph represents 0% of the total investments

* For the purpose of these graphs, 'sovereign bonds' consist of all sovereign exposures.

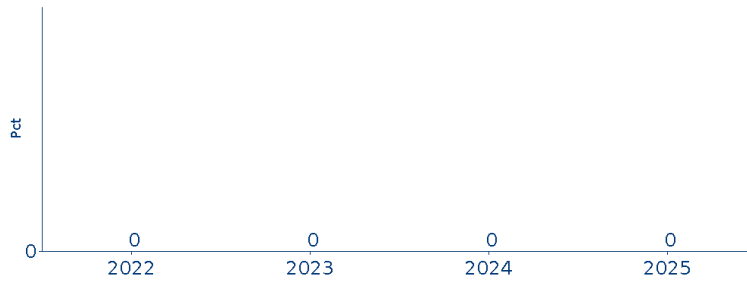
Taxonomy-aligned activities are expressed as a share of

- Turnover reflects the 'greenness' of investee companies today.
- Capital expenditure (CapEx) shows the green investments made by investee companies, relevant for a transition to a green economy.
- Operational expenditure (OpEx) reflects the green operational activities of investee companies.

What was the share of investments made in transitional and enabling activities?

Taxonomy alignment	2022 (%)	2023 (%)	2024 (%)	2025 (%)
Investments aligned with the EU taxonomy	0	0	0	0
Investments aligned with the EU taxonomy (enabling activities)	N/A	0	0	0
Investments aligned with the EU taxonomy (transitional activities)	N/A	0	0	0

How did the percentage of investments that were aligned with the EU Taxonomy compare with previous reference periods?



For the reference year 2022, conservative estimates were used to measure and report the proportion of activities aligned with the EU Taxonomy. This approach differs from following reference years, where alignment with the EU Taxonomy is based solely on company-reported data made available through ISS ESG.

What was the share of sustainable investments with an environmental objective not aligned with the EU Taxonomy?

Not relevant.



are sustainable investments with an environmental objective that do not take into account the criteria for environmentally sustainable economic activities under Regulation (EU) 2020/852.



What was the share of socially sustainable investments?

Not relevant.

What investments were included under 'other', what was their purpose and were there any minimum environmental or social safeguards?

The fund's #Other investments include investments that did not contribute to the attainment of environmental and/or social characteristics of the fund. Other investments were not subject to minimum environmental and social standards and included cash held as ancillary liquidity and other investments used for hedging or risk management purposes.



What actions have been taken to meet the environmental and/or social characteristics during the reference period?

During the reference period, the fund managed the investment strategy in accordance with the binding elements relating to the attainment of the environmental and/or social characteristics, meaning that issuers were screened against applicable exclusions and, where relevant, active ownership activities.

The fund is monitored to ensure the attainment of the environmental and/or social characteristics.



How did this financial product perform compared to the reference benchmark?

Not relevant

Reference benchmarks are indexes to measure whether the financial product attains the environmental or social characteristics that they promote.