

**Objectives and investment policy**

**Objectives**

The objective of this alternative investment fund is to achieve investment growth in any type of market conditions (absolute return). The share class is accumulating.

**Investment policy**

The fund seeks exposure to volatility risk premia embedded in equities, fixed income, credit, currencies and money market instruments from anywhere in the world with a focus on developed markets. The volatility-based strategies are implemented using derivatives such as options, futures and swaps. The fund may also, for a short period of time, invest directly, or via UCITS or UCIs, into such underlying securities. The fund will invest its remaining assets in UCITS (including UCITS ETFs), UCIs, high credit quality debt instruments, such as bonds issued by governments and credit institutions, money market instruments and/or short-term deposits. The fund may use derivatives for hedging and efficient portfolio management, as well as for investment purposes. Expected leverage is 800% to 1,000% with an expected maximum of 4,000%. The fund is categorised as article 8 under SFDR and promotes environmental and/or social characteristics, as well as good governance practices, through screening, exclusions, investment analysis and decision-making as well as active ownership. The fund follows Danske Invest's responsible investment policy. The main part of the share class' NAV will be hedged against the base currency of the fund. However, the share class remains exposed to the currencies of the investments in the fund. Recommendation: The fund may not be appropriate for investors who plan to redeem their money within 3 years.

**Latest fund report**

The return in March for Global Cross Asset Volatility Class W-nok h p was +0.82%.

Equities continued to rally with the S&P500 index increasing 3.1% over the month.

Meanwhile, equity volatility as measured by the VIX index fell 0.4 points to 13.0.

Interest rates had no lasting trend with the 10-year German government rate ending the month down 11bp.

The average risk consumption during March was 69% of maximum Value-at-Risk.

Contribution from asset classes:

- Equities: Slightly Negative
- Rates: Positive
- Currencies: Slightly Negative

Historical returns are no reliable indicator of future returns. It should be noted that monthly returns (in percent) are non-additive.

**Awards**



**Manager**



**Name:**  
Jacob Øland Jensen  
Danske Bank Asset Management  
**Title:**  
Chief Portfolio Manager  
**Background:**  
M.Sc. in Economics  
**Years of experience:**  
17

**Basic information**

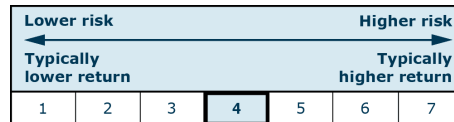
|                                     |                              |
|-------------------------------------|------------------------------|
| ISIN code                           | LU1807293482                 |
| Currency                            | NOK                          |
| Total assets, mill. EUR, 23.04.2024 | 434.2                        |
| Net asset value (NAV), 23.04.2024   | 1,162.58                     |
| Minimum initial investment          | 1,000 EUR                    |
| Management fee                      | 0.75%                        |
| Sub-fund of                         | Danske Invest SICAV - SIF    |
| Fund domicile                       | Luxembourg                   |
| Management company                  | Danske Invest Management A/S |

**Charges**

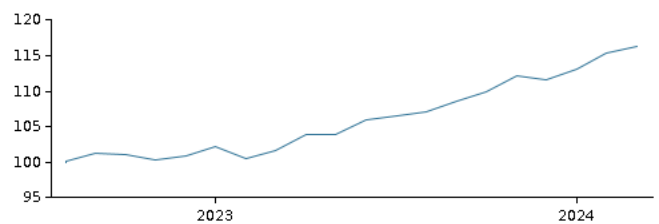
|  |       |
|--|-------|
| Ongoing charge   | 0.96% |
| Max. entry charge  | 5.00% |
| Max. exit charge   | 1.00% |
| Performance fee: 20% of the outperformance as defined in the prospectus in the section 'Charges and Expenses'. |       |

**Risk indicator**

The summary risk indicator is a guide to the level of risk of this product compared to other products.

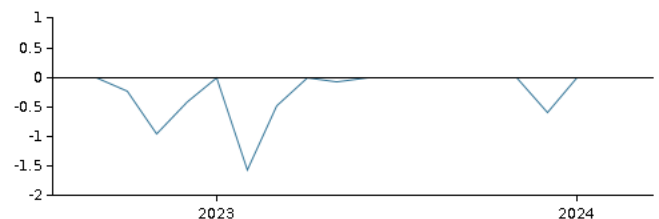


**Return in the period: 24.08.2022 - 27.03.2024**



The default for the chart is the return for the past 5 years as of end of month or, if the fund is less than 5 years old, since launch. Past performance is not a reliable indicator of future results. Future returns may be negative. The return may increase and decrease as a result of currency fluctuations if the fund is issued in a currency other than the currency used in the country in which you are domiciled.

**Drawdown**



**Monthly return**

|             | Jan  | Feb   | Mar  | Apr  | May   | Jun  | Jul  | Aug  | Sep  | Oct   | Nov   | Dec   | YTD   |
|-------------|------|-------|------|------|-------|------|------|------|------|-------|-------|-------|-------|
| <b>2024</b> | 1.32 | 2.09  | 0.82 |      |       |      |      |      |      |       |       |       | 4.29  |
| <b>2023</b> | 1.26 | -1.57 | 1.10 | 2.28 | -0.07 | 2.04 | 0.41 | 0.69 | 1.39 | 1.16  | 2.10  | -0.59 | 10.60 |
| <b>2022</b> |      |       |      |      |       |      |      | 0.22 | 1.09 | -0.24 | -0.70 | 0.54  | 0.90  |

